


## Specification

\*The model shown is equipped with optional features.



Model	LM531		
Dimensions	Total length		119.29 in   303 cm
	Total width	During operation	116.5 in   296 cm
		During transport	86.6 in   220 cm
	Total height	steering wheel	52.4 in   133 cm
ROPS		77.17 in   196 cm	
Weight	Macine (empty fuel tank)	with Slight lift, ROPS	2755.7 lb   1,250 kg
Minimum turning radius			110.2 in   280 cm
Engine	Model	Kubota D1105-E4B (Diesel)	
	Type	Vertical Water-cooled 4-cycle diesel engine	
	Total displacement	68.52 cu.in.	1,123 cm <sup>3</sup> (1.123 L)
	Maximum output	18.5kW(25.2 PS)/3,000 rpm	
Fuel tank capacity	Diesel 10.04 U.S.gal.	Diesel 38.0 dm <sup>3</sup> (38.0 L)	
Operating width (Mowing width)	99.2 in	252 cm	
Operating height (Mowing height)	0.394 - 2.362 in	10 - 60 mm	
Blades	9		
Drive	Traveling	HST (Full time 4WD)	
	Mowing	Hydraulic	
Speed (HST)	Forward	0 - 9.63 mph	0 - 15.5 km/h
	Reverse	0 - 4.97 mph	0 - 8.0 km/h
Efficiency		4.98 acres/hour	20,160 m <sup>2</sup> /h
		(6.22 mph x mowing width x 0.8)	(10.0 km/h x mowing width x 0.8)

The factory default maximum engine rpm is 3,100 rpm.

### ⚠ Safety notes

- Read the Owner's Operating Manual and other training material carefully. Be familiar with the controls, safety signs and the proper use of equipment before operation.

### ♥ Assurance inspection

- Regular inspection of the machine ensures long-lasting superior performance and safety.
- There are parts of machine prone to wear and deterioration from long periods of use. Please consult with local dealer or distributor for proper inspection and maintenance schedule.

Your distributor or dealer

 株式会社 共栄社

**KYOEISHA CO., LTD.**

1-26, Miyuki-cho, Toyokawa-city,  
Aichi-pref, 442-8530 JAPAN  
TEL+81 533-84-1390 FAX+81 533-84-1220

[www.baroness.co.jp](http://www.baroness.co.jp)



- Content and designs provided here are subject to change without notice.
- Colors in print may slightly vary from actual colors.
- Catalog No: LM531---CA--USZ/22M-03-keywest

**BARONESS**  
Quality on Demand

**BARONESS**  
Quality on Demand

## 5-Unit Reel Mower **LM531**



BARONESS is the global brand of Kyoeisha Co. Ltd.

# Lightweight, basic fairway mower, designed for simplicity with a low center of gravity

The LM531's features of uniform weight distribution, optimum unit layout, low center of gravity, and light weight, combined with Baroness' outstanding reel cutter and bedknife technology, lead to a stable, turf-friendly performance.

## Excellent Climbing Power

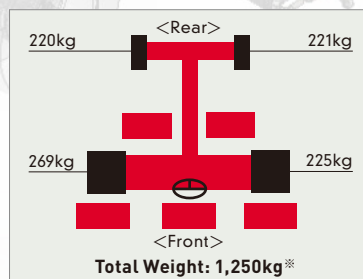
The Cross Circuit Hydraulic Drive system and the low center of gravity design allow excellent climbing power. Even when cutting on steep slopes, the Cross Circuit Hydraulic Drive system enables stable operation without the rear wheels slipping and prevents damage to the turf. The low center of gravity minimizes the transfer of weight on sloping terrain, thus reducing damage to the turf.



## Turf-Friendly Design

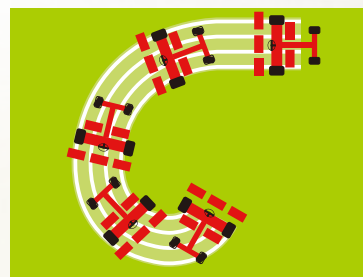
Uniform weight distribution and light weight lead to lower treading stress. When turning during operation or traveling on a muddy fairway, the LM531 does not leave tire marks, thus contributing to keeping the beautiful condition of the fairway.

※The above weights were measured on level ground with an empty fuel tank and without an operator.



## Optimum Unit Layout

The unit layout is designed to prevent uncut turf. Keeping the distance between the mid-mount mowers and the front wheel axle as short as possible ensures that there is no surface uncut when mowing peripheral or sloped areas.



## Simple Design

The Kubota D1105 engine, capable of a maximum output of 18.5 kW(25.2 PS), does not require an exhaust aftertreatment device. The simplicity in the machine's design lessens mechanical failure and makes maintenance easy. In addition, there are fewer parts requiring replacement, which translate into reduced maintenance costs.



## High Efficiency Design

The engine output is about half that of a typical large fairway mower. When operating on slopes, however, the high-torque hydraulic circuit system and lightweight design make it possible to achieve operational performance equivalent to that of a large fairway mower.



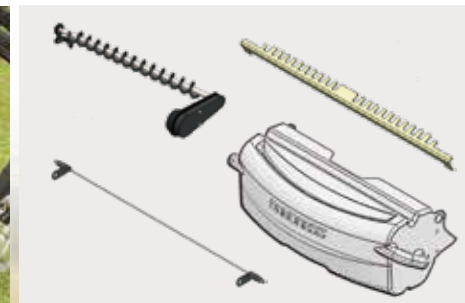
## Large-Capacity Reel Motor

The large-capacity reel motors are capable of high torque which allows the machine to maintain consistent cutting quality without the reel rotation slowing down when cutting through tougher conditions.



## Mower Units Capable Of Clean Finish

A lightweight and simply-designed 22 inch model is used for mower units. By expanding its approach angle in the vertical direction, the mower excels in following the undulating surface in the longitudinal direction. Because of the 22 inch size, the mower can also follow the undulation in the lateral direction, thus producing a beautiful finish. Optional attachments include the following: CR brush, front scraper, rear scraper, and grass catcher. You can select them according to the turf condition.



## Baroness Reel Cutter

Equipped with the world-renowned, high-quality Baroness reel cutter, the LM531 can beautifully mow any type of grass. The cleanly-cut grass is less susceptible to diseases, thus creating healthier turf.



Quality on Demand

5-Unit Reel Mower

**LM531**

